

JUDY MOODY SAVES THE WORLD!


by **Megan McDonald**

illustrated by **Peter H. Reynolds**

ABOUT THE BOOK

Judy Moody did not set out to save the world. She set out to win a contest.

It all started with the Crazy Strips Contest—and the dream that she, Judy Moody, might one day see her very own adhesive-bandage design covering the scraped knees of thousands. But when her “Heal the World” motif merits only an honorable mention, Judy Moody realizes it’s time to set her sights on something bigger. Class 3T is studying the environment, and Judy is amazed to learn about the destruction of the rain forest, the endangered species (not) in her own backyard, and her own family’s crummy recycling habits. Now she’s in a mood to whip the planet into shape—or her name isn’t Judy Monarch Moody!



HC: 978-0-7636-4860-2 • PB: 978-1-5362-0072-0

Also available as an e-book and in audio

Common Core Connections

LOOK INSIDE FOR
ACTIVITIES THAT MEET
COMMON CORE
STATE STANDARDS!

Greetings, friend,

Yippee skippy! Judy Moody is here to help put educators and students alike in a S-U-P-E-R G-R-E-A-T mood!

In this guide filled with book-specific activities aligned to the Common Core State Standards, you'll find out-of-this-world fun and learning rolled into one. These activities based on *Judy Moody Saves the World!* are sure to turn your classroom into a learning-palooza!


CANDLEWICK PRESS
www.candlewick.com



COMMON CORE CONNECTIONS

Speaking and Listening

Add drawings or other visual displays to stories or recounts of experiences when appropriate to clarify ideas, thoughts, and feelings.


Research to Build and Present Knowledge

Participate in shared research and writing projects.



Rain Forest Products

In *Judy Moody Saves the World!*, Class 3T learns about ways to save the environment and the many products that come from the rain forest (such as rubber, chocolate, spices, nuts, and medicines). Bring this concept to your own class by making a poster of rain forest products. First have students research the many items we get from the rain forest. Then divide students into groups and challenge them to find pictures of these rain forest products. When the groups have collected enough pictures, have them sort them into categories such as food, medicine, and rubber products. Have each group create a poster from the pictures. The poster should include a title, information about the importance of rain forests, and a message about “saving the world” and protecting the environment.



COMMON CORE CONNECTIONS

Speaking and Listening

Add drawings or other visual displays to stories or recounts of experiences when appropriate to clarify ideas, thoughts, and feelings.

Writing Standards

Write narratives in which they recount a well-elaborated event or short sequence of events, include details to describe actions, thoughts, and feelings, use temporal words to signal event order, and provide a sense of closure.



Here She Is to Save the Day!

One of the best things about Judy Moody is that she does what she can to help others. She is a role model to her young readers, but what if she gained superpowers for a day? Pose this scenario to your class and ask them to create a comic strip about the adventures of Judy Moody, superhero. Ask them to include traditional superhero conventions such as superpowers, an evil villain, and Judy Moody saving the day. Be sure to invite students to share their finished creations with the class, and then publish their work in a classroom comic book.

COMMON CORE CONNECTIONS

Speaking and Listening

Recount or describe key ideas or details from a text read aloud or information presented orally or through other media.

Engage effectively in a range of collaborative discussions.

A Moody Compare and Contrast

Have students choose two different characters from the Judy Moody series. Ask them to skim the books and take notes on the characters' actions, words, and appearances.



Writing Standards

Write informative/explanatory texts in which they introduce a topic, use facts and definitions to develop points, and provide a concluding statement or section.

Integration of Knowledge and Ideas

Compare and contrast the adventures and experiences of characters in stories.



Then have them write a list of the two characters' similarities and differences. Finally, instruct students to use their lists to help them write an essay comparing and contrasting the characters.

COMMON CORE CONNECTIONS

Speaking and Listening

Add drawings or other visual displays to stories or recounts of experiences when appropriate to clarify ideas, thoughts, and feelings.

Recount or describe key ideas or details from a text read aloud or information presented orally or through other media.

Yearbook Tribute

Instruct students to pretend they are editors-in-chief of the school yearbook and have them dedicate a page to Class 3T and Judy Moody for their contributions to helping save the rain forest. Instruct them to use information and drawings found in *Judy Moody Saves the World!* to create this tribute.



COMMON CORE CONNECTIONS

Speaking and Listening


Add drawings or other visual displays to stories or recounts of experiences when appropriate to clarify ideas, thoughts, and feelings.

Writing Standards

Write informative/explanatory texts in which they introduce a topic, use facts and definitions to develop points, and provide a concluding statement or section.

Research to Build and Present Knowledge

Participate in shared research and writing projects.



Adopt an Endangered Animal

In *Judy Moody Saves the World!*, Mr. Todd assigns his class a project that asks students to adopt a local endangered animal. He gives each student a slip of paper with the name of an endangered animal on it and asks them to research the species, learn why it's endangered, and find ways to help it. Assign your class the same project using endangered animals from your area. For the research part of the project, you can instruct your students to look at books and magazines at the library or search the Web at the computer lab, just like Mr. Todd instructs Class 3T.

Name

Date

GO ON A JUDY MOODY WORD SEARCH!

G G G M D N S C T J Q E E A J K M N X Y
 P R D X M O R U U P L R W H S V U O S V
 Q M O C P U B D Z T A K S K Z V G O Z Y
 N P D U C O Y U E R O X E M E X C L W J
 Q Y M I C M N E L Q D L H E C N B B K I
 Z M A O O H B D Z C E G O C G S A U W L
 Q L A O L R Y W S T P N G O P C S O D C
 M Z D L E L F P O C I T S L N R P D D K
 J Y A G E F E N E N U J H L Y E I H M W
 P A I T Z J I B I N L M E A U A R O A R
 E T W D A T M H R L C U A G O M T P H Z
 B X F S I R C B S E U I D E I I S R E W
 C P X S F C A Q T N K U L T L N Y A X B
 F Z I D U C D N R O V N Y Y M M Z E B O
 Y A A Z H Z E W T D T O I K M I A O B C
 E L I A R T M O D E E R F T O M R D T Q
 M A S Y V R U C S C L U O B S I C C Q N
 O W T A N U L D R Y V L V T Z S D D O C
 C Q F M O O D R I N G R A Y U S K G Z G
 A N T A R C T I C A U C T R Y T U F Q F


ABC Gum
 Antarctica
 Crazy Strips
 Crucial
 Doubloon
 Freedom Trail
 Grouchy Pencil

Hogshead
 Jaws
 Judy Moody
 Luna Two
 Me Collage
 Mood Ring
 Pond Scum

Rare
 Roar
 Screamin' Mimi's
 Scurvy Sam
 Skeletonitis
 Stinker Bell
 Tarantella

Tiger Beetle
 TP Club
 Tutor Tot
 Zucchini

JUDY MOODY WORD SEARCH SOLUTION



ABC Gum (17, 6, N)

Antartica (1, 20, E)

Crazy Strips (17, 17, N)

Crucial (8, 1, SW)

Doubloon (18, 8, N)

Freedom Trail (13, 16, W)

Grouchy Pencil (1, 1, SE)

Hogshhead (13, 5, S)

Jaws (1, 9, SE)

Judy Moody (10, 1, SW)

Luna Two (7, 18, W)

Me Collage (14, 4, S)

Mood Ring (4, 19, E)

Pond Scum (5, 3, SE)

Rare (10, 4, NE)

Roar (17, 10, E)

Screamin' Mimi's (16, 6, S)

Scurvy Sam (9, 17, W)

Skeletonitis (15, 2, SW)

Stinker Bell (15, 17, NW)

Tarantella (4, 10, SE)

Tiger Beetle (2, 11, NE)

TP Club (12, 8, NW)

Tutor Tot (16, 20, NW)

Zucchini (4, 15, NE)

DESIGN A CRAZY STRIP



Judy Moody thinks Crazy Strip bandages are the bee's (skinned) knees! Design some bandages you think would rival Judy's entry in the Crazy Strips contest. Come up with a colorful design and add a message that goes with it.



Photo by Michele McDonald

About the Author

Megan McDonald is the creator of the popular and award-winning Judy Moody and Stink series. She is also the author of three Sisters Club stories, two books about Ant and Honey Bee, and many other books for children. She lives in Sebastopol, California, where she is a member of the Ice-Cream-for-Life Club at Screamin' Mimi's.



Photo by Gretje Ferguson

About the Illustrator

Peter H. Reynolds is the illustrator of the Judy Moody and Stink books and the author-illustrator of *The Dot*, *Playing from the Heart*, and many other titles. Born in Canada, he now lives in Dedham, Massachusetts, where he is part owner of a children's book and toy shop called the Blue Bunny.

Visit www.judymoody.com for more teachers' guides, downloadable reading logs, sample chapters, and more!

